



開発環境のご紹介 DevOps DDEV、How to Contribution Drupal Community

講師 程田 和義





DevOps DDEVとは

The screenshot shows the DDEV website homepage. At the top left is the DDEV logo. To its right are navigation links: "What is DDEV?", "Get Started", "Blog", "Documentation", and "Contact". Further right is a yellow button that says "Watch a 90-Second Video" and social media icons for Facebook, Twitter, and LinkedIn. The main heading reads "Container-based development tools for local and live." Below this is a paragraph: "Development can be daunting, and the team at DDEV understands that. Working in DDEV means a simpler development workflow, allowing you and your team to focus on what you do best: crafting creative, compelling online experiences." Underneath is the text "Proudly supporting:" followed by logos for Drupal, WordPress, TYPO3, and backdrop. At the bottom center is a yellow button that says "Get Started with DDEV".

オープンソースDevOps
PHPのCMSに特化、コンテナベース
WordPress Drupal TYPO3 backdrop

<https://www.ddev.com/>

DevOps DDEVとPantheonとの関係



The image shows a screenshot of the Pantheon website. At the top is a dark navigation bar with links for Solutions, Product, Services, Plans, a search icon, the PANTHEON logo, DOCUMENTATION, LOGIN, and a yellow Get Started button. Below the navigation is a hero section featuring a photograph of a man and a woman in athletic wear running, with a yellow lightning bolt graphic behind them. The main headline reads 'Superpower Your Web Team With WebOps' and the sub-headline says 'Embrace Agility, Iterate Faster, & Drive Results'. There are two buttons: a yellow 'Watch the Demo' button and a white 'Why Pantheon' button. At the bottom of the hero section, there are three award logos: 'Top 100 Software Products - BEST SOFTWARE AWARDS - 2019', the 'glassdoor' logo, and the '2019 Inc. BEST WORK PLACES' logo. A small red and white icon is visible in the bottom right corner of the hero section.

オープンソースCMSのクラウド環境
WordPressとDrupalに特化

<https://pantheon.io/>



Pantheonとは

Search Pantheon Documentation

Quick Start

- Introduction
- User Dashboard**
- Create New Site
- Site Dashboard
- Create Test & Live
- Clone Live to Dev
- Connection Modes
- On-Server Dev, Part 1
- On-Server Dev, Part 2
- Next Steps

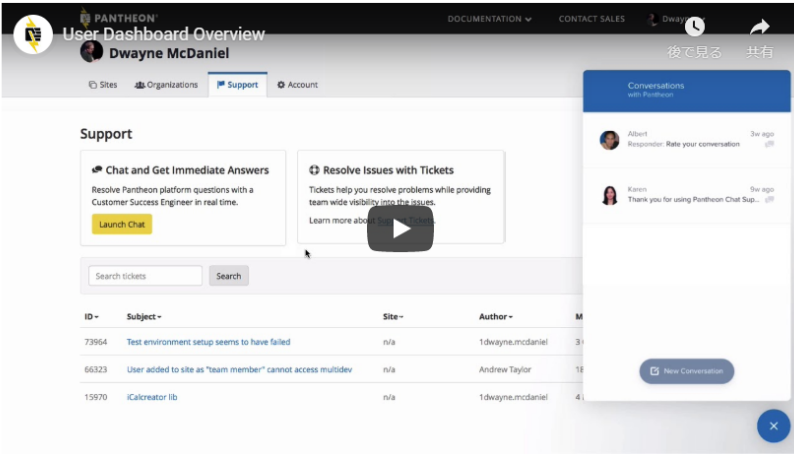
User Dashboard

In part two of our Quick Start guide, learn about the Pantheon User Dashboard

Contribute Tweet Slack 2571

In this lesson, we're going to explore the User Dashboard.

Watch the video:



ID	Subject	Site	Author	M
73964	Test environment setup seems to have failed	n/a	1dwayne.mcdaniel	3
66323	User added to site as "team member" cannot access multidev	n/a	Andrew Taylor	18
15970	iCalcreator lib	n/a	1dwayne.mcdaniel	4

User Dashboard Glossary (Optional)

オープンソースCMSのクラウド環境
開発から公開までワークフロー
使いやすい

サイト作成の説明動画

<https://youtu.be/NBL2Ejh8TI4>

DDEV + Drupal 8 を簡単に使う

v1.0.1
f5cd414
Verified

v1.0.1: Release for Drupalcon Seattle

rfay released this on 29 Mar · 17 commits to master since this release

This release is being prepared in time for distribution at code sprints at Drupalcon Seattle 2019.

To install, just read the [Drupal Sprintuser README](#)

This is mostly for people who don't already have a local development workflow going.

Most people will need [drupal_sprint_package.v1.0.1.tar.gz](#), which provides the docker and git-for-windows installs in addition to ddev and the related docker images. The "no_extra_installs" packages are for those who already have docker and git installed on their machines, especially for testing. The .zip and .tar.gz tarballs are identical, both are provided just for people who prefer using zip over tar.

▼ Assets 10

drupal_sprint_package.no_extra_installs.v1.0.1.tar.gz	555 MB
drupal_sprint_package.no_extra_installs.v1.0.1.tar.gz.sha256.txt	120 Bytes
drupal_sprint_package.no_extra_installs.v1.0.1.zip	555 MB
drupal_sprint_package.no_extra_installs.v1.0.1.zip.sha256.txt	117 Bytes
drupal_sprint_package.v1.0.1.tar.gz	1.82 GB
drupal_sprint_package.v1.0.1.tar.gz.sha256.txt	102 Bytes
drupal_sprint_package.v1.0.1.zip	1.82 GB
drupal_sprint_package.v1.0.1.zip.sha256.txt	99 Bytes
Source code (zip)	
Source code (tar.gz)	


Drupalの開発環境を初心者向けに
GitHubで配布 Contribution Sprint

<https://github.com/drud/quickstart/releases/tag/v1.0.1>



DrupalのContribution入門

First-time Contributor Workshop




“I am here to work on code and/or patches”

“I don't already have a Drupal 8.9.x working environment”

Go to drupal.org/tools

Follow the instructions to start downloading the tools




“I want to contribute in other ways”

- Issue triage
- Testing patches on Simplytest
- UI/Accessibility feedback
- Testing experimental features
- localize.drupal.org translations
- drupal.org documentation

Wait for Presentation to Start

Contribution Sprint
Amsterdam2019

<https://rl.cm/ftcw-ams>



ありがとうございます。

ご質問！