



JSON APIを活用したコンテンツ ツサーバーContentaのご紹介

講師 程田 和義



DrupalのJSON API モジュール

JSON:API (archived, JSON:API is now in Drupal core!)

[View](#) [Version control](#) [View history](#) [Automated testing](#)

By e0ipso on 12 May 2016, updated 12 December 2019

Generate an API server that implements the [JSON:API specification](#).

```
{json:api}
```

1.x or 2.x?

JSON:API is now part of Drupal core! If you're building anything new, use that. 2.x is no longer supported (as of Drupal 8.8). You can migrate to the core version of JSON:API at any time. It's completely compatible.

If you're already on 1.x, we think you should upgrade! [Find out why](#). The 1.x branch will only receive security for a short time and will be marked unsupported soon.

Documentation

Please read [the documentation](#) to further your understanding on how to use the JSON:API module.

This [YouTube playlist](#) contains a series of short videos covering the implementation status of the module:



Drupal 8のコアに入っています！

<https://www.drupal.org/project/jsonapi>



Contenta CMSとは

Download & Extend

[Drupal Core](#) [Distributions](#) [Modules](#) [Themes](#)

Contenta CMS

[View](#) [Version control](#) [View history](#)

By [e0ipso](#) on 27 August 2017, updated 4 September 2018

This distribution is hosted and managed in GitHub. Visit https://github.com/contentacms/contenta_jsonapi for more information.

Contenta is a content API and CMS based on Drupal 8. It provides a standard, jsonapi-based platform for building decoupled applications and websites.

Project information



Stable releases for this project are covered by the [security advisory policy](#). There are currently no supported stable releases.

Downloads

[View all releases](#)

[Report as spam](#)


Drupal 8 ディストリビューション

<https://www.drupal.org/project/contentacms>

Contenta CMS GitHub開発リソース

README.md

Contenta CMS



Contenta is a content API and CMS based on Drupal 8. It provides a standard, jsonapi-based platform for building decoupled applications and websites.

Install

Follow the [documentation instructions](#) to install Contenta CMS.

CURL

Once your site is running locally, you might want to use Curl to examine the pre-installed content:

```
curl --header 'Accept: application/vnd.api+json' http://127.0.0.1:8888/api/recipes
```

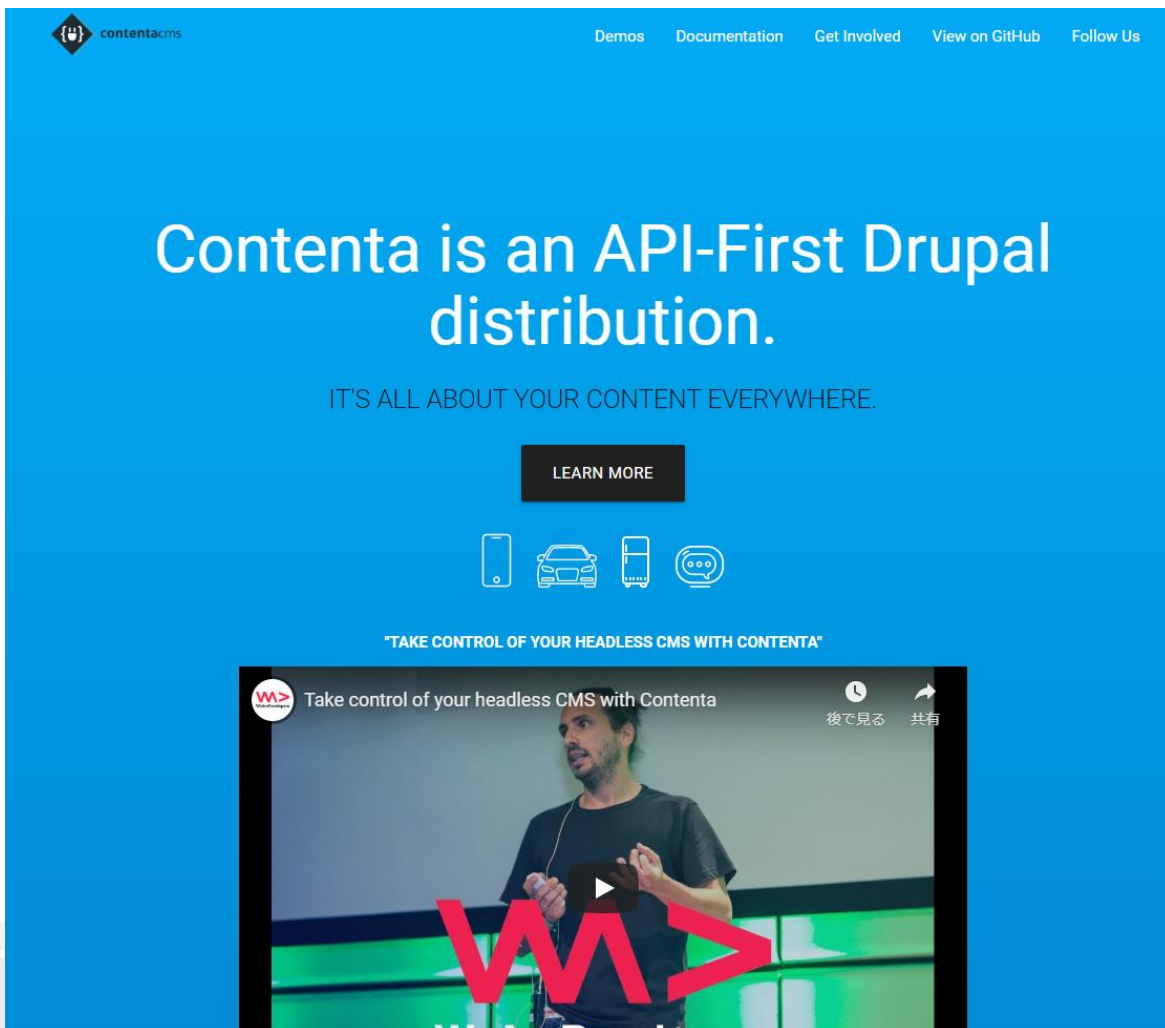
The result will be a list of recipes. Note that:

- The Drupal implementation of the jsonapi uses entity uuids to identify individual content resources. Append a `/{{uuid}}` to the URL above to fetch a single recipe.
- Contenta uses the [JSON API Extras](#) module to customize the URL to resources: `/api/recipes` instead of `/jsonapi/node/recipes`, for example. Contenta also configures JSON API Extras to customize the output of the request to eliminate unnecessary fields.

https://github.com/contentacms/contenta_jsonapi



Contenta CMS 開発コミュニティサイト



The screenshot shows the Contenta CMS website homepage. At the top left is the Contenta CMS logo. The navigation menu includes "Demos", "Documentation", "Get Involved", "View on GitHub", and "Follow Us". The main heading reads "Contenta is an API-First Drupal distribution." Below this is the tagline "IT'S ALL ABOUT YOUR CONTENT EVERYWHERE." and a "LEARN MORE" button. Four icons represent mobile, car, tablet, and chat. A video player is embedded with the title "Take control of your headless CMS with Contenta" and a red "W" logo overlaid on the video frame.

<http://www.contentacms.org/>

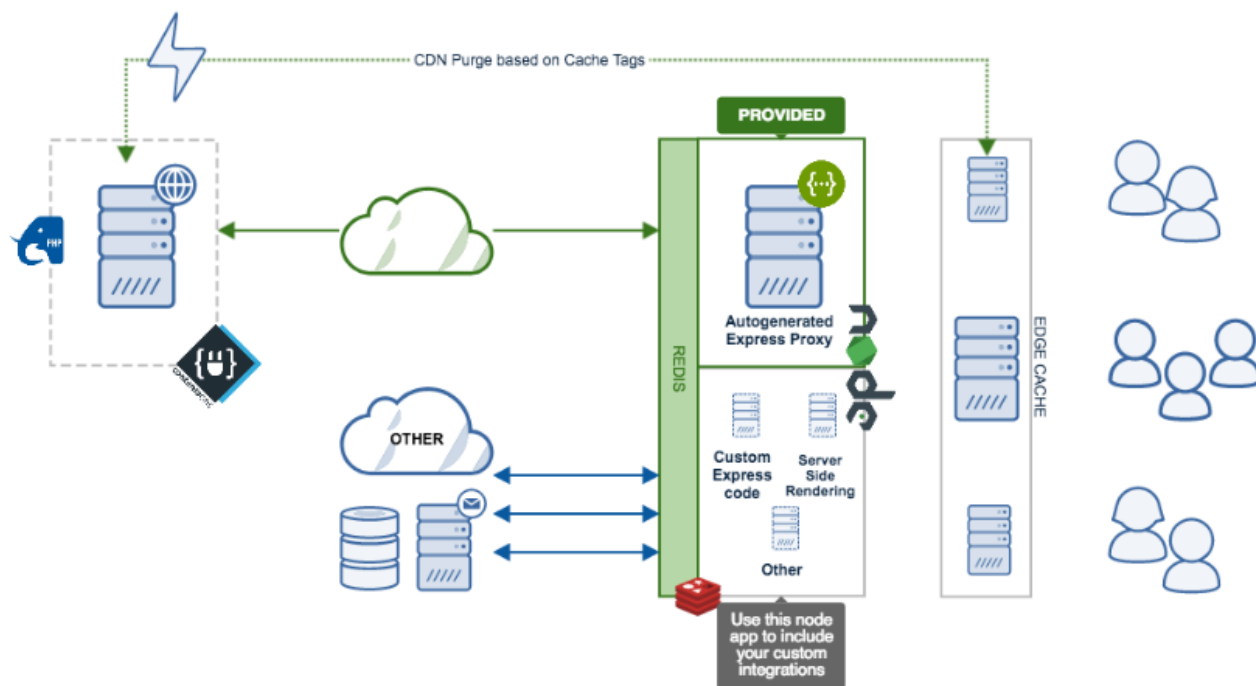
Contenta CMS & JSの概念

ContentaJS

ContentaJS is a project that integrates with Contenta CMS to provide an high performing headless CMS. It also provides a nodejs application where to host your Server Side Rendering and custom code integrations.



<https://github.com/contentacms/contentajs#installation>





Contenta CMSの比較

COMPARE WITH OTHER DECOUPLED CMS

There are other options in for decoupled CMS. We believe that Contenta CMS provides advantages over its alternatives.

Contenta CMS is fully Free Open Source Software. With a [GPL v2.0 license](#). This means that you have no limitations. No more pricing plans or maximum number of requests.

We have the best content modeling tools in the world, because it's based on Drupal.

You host your Contenta CMS installation how you need. That allows you to choose the best setup for your use case (choose your CDN, hosting provider, etc.).

We provide [FOSS](#) examples for consumers in different technologies.

Contenta CMS is actively supported by an open community.

But this is not just us saying this! Read [an independent comparison](#) between Contenta CMS and other alternatives.

COMPARE!

比較表

https://docs.google.com/spreadsheets/d/1iyW_yxd9rwNV8GAgmDxqN96AIC8fGVxOh4_XjZSoetw/edit#gid=0

他のコンテンツサーバーとの比較

Headless / Decoupled CMS Comparison Matrix ☆

ファイル 編集 表示 挿入 表示形式 データ ツール アドオン ヘルプ

コメントのみ

	A	B	C	D	E	F	G	H	I
		Points	Built.io Contentstack	Kentico Cloud	Contentful	ButterCMS	CloudCMS	Prismic.io	GraphCMS
1									
2	Details								
3	Website		https://www.built.io/contentstack	https://kenticocloud.com/	https://www.contentful.com/	https://buttercms.com/	https://www.cloudcms.com/	https://prismic.io/	https://graphcms.com/
4	Open Source		No	No	No	No	No	No	No
5	Software or SaaS (Hosted)		Hosted	Hosted	Hosted	Hosted	Hosted or Software (Docker)	Hosted	Hosted
6	Software Cost (Monthly)		\$3,500 / Enterprise Call	\$299 / \$999 / Enterprise Call	\$249 / \$1,949 / Enterprise Call	\$83 / \$166 / Enterprise Call	\$200 / \$800 / \$1,200	\$100 / \$300 / \$500	\$29 / \$99 / \$349 / Enterprise Call
7	API Calls		1M	2M	3M / 6M / Custom	Unlimited	1M / 5M / Unlimited		100k / 500k / 1M / Unlimited
8	Users		20	10 / 15	15 / 30 / Custom	Unlimited	Unlimited	25 / Unlimited	10 / 20 / 50 / Unlimited
9	Bandwidth Limit		500Gb	1 TB	1 TB / 1 TB / Custom (Enterprise)	-	-	-	10Gb / 50Gb / 100Gb / Unlimited
10	Database Records		50k	10k / 25k	25k / 50k / Custom (Enterprise)	-	-	-	Unlimited
11	Environments (Dev,Stage,Prod)		3	-	-	-	-	-	-
12	Support		in app support	Real-time Chat / Enterprise 24 / 7	Community / Advanced / Custom (Enterprise)	Live Chat / Email / Pair Programming (Enterprise)	-	-	Live Chat / Slack Community / Premium Support (\$349 Plan)
13	SLA		99.9 SLA	Enterprise	Enterprise	Enterprise	-	99.5% / 99.9%	Enterprise
14	Backup		Yes (Nightly / 30 day archive)		(Offsite) Enterprise Only	Yes (Nightly)	Hourly	-	Yes
15	Plugins / Modules / Extensions			Yes	Yes*	-	-	-	-
16	Demo / Sandbox Site		Demo by request	Yes (free version)	Yes (free version)	Yes (free trial)	Yes (free trial)	Yes (free version)	Yes (free version)
17	Features								
18	User Roles and permissions	1	Yes	Yes	Yes	Yes	Yes	Yes	Yes
19	Taxonomy	1	Yes	Yes	Yes	Yes	Yes		-
20	Scheduling (content publishing)	1	Yes	Yes	Yes*	Yes	Yes	Yes	-
21	Logging / Auditing / Revisions	1	Yes	-	-	-	Yes		-
22	Media Management	1	Yes	Yes	Yes	Yes	-	Yes	Yes
23	Webhooks	1	Yes	Yes	Yes	Yes	-	Yes	Yes

https://docs.google.com/spreadsheets/d/1iyW_yxd9rwNV8GAgmDxqN96AIC8fGVxOh4_XjZSoetw/edit#gid=0



Contenta CMS デモサイト

Contenta CMS API Log in

Home Tutorials

Welcome To Contenta CMS!

Home > Welcome to Contenta CMS!

OK! I just installed Contenta CMS, now what?

First of all, congratulations! We know that trying new software can be both fun and also a little bit intimidating. In any case we are glad to see that you are giving this a shot.

You can explore the capabilities of decoupled Drupal from the backend perspective.
You can revert the site to a clean state and remove all the demo content and configuration.

From here there are two different paths you can follow next: [REVERT](#) [EXPLORE](#)

Explore

To get started with your content we recommend you starting with this steps. You will need to [log in](#) first.

DISCOVER STRUCTURE
Go to the content types configuration page and explore the different content types and their fields to understand what you are going to be exposing.

DISCOVER CONTENT

ライブデモ

<http://live-contentacms.pantheonsite.io/>

Contenta CMS デモサイト

relationship post

@todo Add descriptions

PARAMETERS

Path Parameters [?]

- node **uuid Required**
The uuid of the node article

Responses


^ 201 Entity created

RESPONSE SCHEMA

attributes	attributes
relationships	relationships
type	Title (string)
id	Id (string)

```
{
  "attributes": {
    "internalId": 0,
    "isPublished": true,
    "title": "string",
    "createdAt": "string",
    "updatedAt": "string",
    "isPromoted": true,
    "path": { ... },
    "body": "string",
    "comment": { ... }
  },
  "relationships": {
    "contentType": { ... },
    "owner": { ... },
    "image": { ... },
    "recipes": { ... },
    "tags": { ... }
  },
  "type": "node--article",
  "id": "string"
}
```

データ構造がわかりやすい
Drupal 8 の管理画面を拡張
Drupal 8の拡張機能を活用できる



ありがとうございます。
ご質問！